



University of Belgrade, Technical Faculty in Bor



# ECOENTER

**30<sup>th</sup> International Conference Ecological Truth  
& Environmental Research  
2023**

# Proceedings

**Editor  
Prof. Dr Snežana Šerbula**







University of Belgrade, Technical Faculty in Bor



# ECOTER

30<sup>th</sup> International Conference Ecological Truth  
& Environmental Research  
2023

# Proceedings

Editor  
Prof. Dr Snežana Šerbula



**PROCEEDINGS**

**30<sup>th</sup> INTERNATIONAL CONFERENCE**

**ECOLOGICAL TRUTH AND ENVIRONMENTAL RESEARCH – EcoTER'23**

**Editor:**

**Prof. Dr Snežana Šerbula**

University of Belgrade, Technical Faculty in Bor

**Editor of Student section:**

**Prof. Dr Maja Nujkić**

University of Belgrade, Technical Faculty in Bor

**Technical editors:**

**Jelena Milosavljević, PhD**, University of Belgrade, Technical Faculty in Bor

**Asst. prof. Dr Ana Radojević**, University of Belgrade, Technical Faculty in Bor

**Sonja Stanković, MSc**, University of Belgrade, Technical Faculty in Bor

**Cover design:**

**Aleksandar Cvetković, BSc**, University of Belgrade, Technical Faculty in Bor

**Publisher:** University of Belgrade, Technical Faculty in Bor

**For the publisher:** Prof. Dr Dejan Tanikić, Dean

**Printed:** University of Belgrade, Technical Faculty in Bor, 100 copies, electronic edition

**Year of publication:** 2023

This work is available under the Creative Commons Attribution-NonCommercial-NoDerivs licence (**CC BY-NC-ND**)

ISBN 978-86-6305-137-9

CIP - Katalogizacija u publikaciji  
Narodna biblioteka Srbije, Beograd

502/504(082)(0.034.2)

574(082)(0.034.2)

**INTERNATIONAL Conference Ecological Truth & Environmental Research (30 ; 2023)**

Proceedings [Elektronski izvor] / 30th International Conference Ecological Truth & Environmental Research - EcoTER'23, 20-23 June 2023, Serbia ; organized by University of Belgrade, Technical faculty in Bor (Serbia) ; co-organizers University of Banja Luka, Faculty of Technology – Banja Luka (B&H) ... [et al.] ; [editor Snežana Šerbula]. - Bor : University of Belgrade, Technical faculty, 2023 (Bor : University of Belgrade, Technical faculty). - 1 elektronski optički disk (CD-ROM) ; 12 cm

Sistemski zahtevi: Nisu navedeni. - Nasl. sa naslovne strane dokumenta. - Preface / Snežana Šerbula. - Tiraž 100. - Bibliografija uz svaki rad.

ISBN 978-86-6305-137-9

а) Животна средина -- Зборници б) Екологија – Зборници

COBISS.SR-ID 118723849



**30<sup>th</sup> International Conference  
Ecological Truth and Environmental Research – EcoTER'23**

*is organized by:*

**UNIVERSITY OF BELGRADE  
TECHNICAL FACULTY IN BOR (SERBIA)**

*Co-organizers of the Conference:*

**University of Banja Luka, Faculty of Technology,  
Banja Luka (B&H)**

**University of Montenegro, Faculty of Metallurgy and Technology,  
Podgorica (Montenegro)**

**University of Zagreb, Faculty of Metallurgy, Sisak (Croatia)**

**University of Pristina, Faculty of Technical Sciences,  
Kosovska Mitrovica**

**Association of Young Researchers Bor (Serbia)**







30<sup>th</sup> International Conference Ecological Truth & Environmental Research  
20–23 June 2023, Serbia

## **Gold Donor of the Conference**



**ElixirFondacija**



## HONORARY COMMITTEE

**Dr. Petar Paunović**

(Zaječar, Serbia)

**Prof. Dr Zvonimir Stanković**

(Bor, Serbia)

**Prof. Dr Velizar Stanković**

(Bor, Serbia)

**Prof. Dr Milan Antonijević**

(Bor, Serbia)

**Dragan Randelović, Association of Young Researchers Bor**

(Bor, Serbia)

**Toplica Marjanović, Association of Young Researchers Bor**

(Bor, Serbia)

**Mihajlo Stanković, Special Nature Reserve Zasavica**

(Sremska Mitrovica, Serbia)



## SCIENTIFIC COMMITTEE

**Prof. Dr Snežana Šerbula, *President***

<b>Prof. Dr Alok Mittal</b> (India)	<b>Prof. Dr Yeomin Yoon</b> (United States of America)
<b>Prof. Dr Jan Bogaert</b> (Belgium)	<b>Prof. Dr Chang-min Park</b> (South Korea)
<b>Prof. Dr Aleksandra Nadgórska-Socha</b> (Poland)	<b>Prof. Dr Faramarz Doulati Ardejani</b> (Iran)
<b>Prof. Dr Luis A. Cisternas</b> (Chile)	<b>Prof. Dr Ladislav Lazić</b> (Croatia)
<b>Prof. Dr Wenhong Fan</b> (China)	<b>Prof. Dr Natalija Dolić</b> (Croatia)
<b>Prof. Dr Martin Brtnický</b> (Czech Republic)	<b>Prof. Dr Milutin Milosavljević</b> (Kosovska Mitrovica)
<b>Prof. Dr Isabel M. De Oliveira Abrantes</b> (Portugal)	<b>Prof. Dr Nenad Stavretović</b> (Serbia)
<b>Prof. Dr Shengguo Xue</b> (China)	<b>Prof. Dr Ivan Mihajlović</b> (Serbia)
<b>Prof. Dr Tomáš Lošák</b> (Czech Republic)	<b>Prof. Dr Milovan Vuković</b> (Serbia)
<b>Prof. Dr Maurice Millet</b> (France)	<b>Prof. Dr Nada Blagojević</b> (Montenegro)
<b>Prof. Dr Murray T. Brown</b> (New Zealand)	<b>Prof. Dr Darko Vuksanović</b> (Montenegro)
<b>Prof. Dr Xiaosan Luo</b> (China)	<b>Prof. Dr Irena Nikolić</b> (Montenegro)
<b>Prof. Dr Daniel J. Bain</b> (United States of America)	<b>Prof. Dr Šefket Goletić</b> (B&H)
<b>Prof. Dr Che Fauziah Binti Ishak</b> (Malaysia)	<b>Prof. Dr Džafer Dautbegović</b> (B&H)
<b>Prof. Dr Richard Thornton Baker</b> (United Kingdom)	<b>Prof. Dr Borislav Malinović</b> (B&H)
<b>Prof. Dr Mohamed Damak</b> (Tunisia)	<b>Prof. Dr Slavica Sladojević</b> (B&H)
<b>Prof. Dr Jyoti Mittal</b> (India)	<b>Prof. Dr Nada Šumatić</b> (B&H)
<b>Prof. Dr Miriam Balaban</b> (United States of America)	<b>Prof. Dr Snežana Milić</b> (Serbia)

**Prof. Dr Fernando Carrillo-Navarrete**  
(Spain)

**Prof. Dr Pablo L. Higuera**  
(Spain)

**Prof. Dr Mustafa Cetin**  
(Turkey)

**Prof. Dr Mauro Masiol**  
(Italy)

**Prof. Dr George Z. Kyzas**  
(Greece)

**Prof. Dr Mustafa Imamoğlu**  
(Turkey)

**Prof. Dr Petr Solzhenkin**  
(Russia)

**Prof. Dr Dejan Tanikić**  
(Serbia)

**Prof. Dr Milan Trumić**  
(Serbia)

**Dr Jasmina Stevanović**  
(Serbia)

**Dr Dragana Randelović**  
(Serbia)

**Dr Viša Tasić**  
(Serbia)

**Dr Ljiljana Avramović**  
(Serbia)

**Dr Stefan Đorđievski**  
(Serbia)

## ORGANIZING COMMITTEE

**Prof. Dr Snežana Šerbula, *President***

**Prof. Dr Snežana Milić, *Vice President***

**Prof. Dr Đorđe Nikolić, *Vice President***

Prof. Dr Marija Petrović Mihajlović

Prof. Dr Milan Radovanović

Prof. Dr Milica Veličković

Prof. Dr Danijela Voza

Prof. Dr Maja Nujkić

Prof. Dr Žaklina Tasić

Dr Ana Simonović

Dr Tanja Kalinović

Dr Ana Radojević

Dr Jelena Kalinović

Dr Jelena Milosavljević

Sonja Stanković, MSc

Miljan Marković, MSc

Vladan Nedelkovski, MSc

Aleksandar Cvetković, BSc





## **PREFACE**

*The 30<sup>th</sup> international conference Ecological Truth & Environmental Research – EcoTER'23 kept three areas in focus: ecology, environmental protection and sustainable development. The conference will be held on Mt Stara Planina in hotel Stara Planina, Serbia, 20–23 June 2023. The monograph is published on the occasion of the 30th anniversary of the conference. On behalf of the scientific and organizing committee, it is a great honor and pleasure to wish all the participants a warm welcome to the conference.*

*The monograph is published on the occasion of the 30<sup>th</sup> anniversary of the conference.*

*We hope to convey the message of the conference, which is that a transformation of attitudes and behavior would bring the necessary changes. This is also an opportunity for the participants who are experts in this field to exchange their experiences, expertise and ideas, and also to consider the possibilities for their collaborative research.*

*The 30<sup>th</sup> international conference Ecological Truth & Environmental Research – EcoTER'23 is organized by the University of Belgrade, Technical Faculty in Bor, and co-organized by the University of Banja Luka, Faculty of Technology, the University of Montenegro, Faculty of Metallurgy and Technology – Podgorica, the University of Zagreb, Faculty of Metallurgy – Sisak, the University of Pristina, Faculty of Technical Sciences – Kosovska Mitrovica and the Association of Young Researchers, Bor.*

*These Proceedings 103 papers from the authors coming from the universities, research institutes and industries in 11 countries: Australia, USA, Brazil, Spain, Portugal, Libya, Italy, Bulgaria, Bosnia and Herzegovina, North Macedonia, and Serbia.*

*As a part of this year's conference, the 5<sup>th</sup> Student Session – EcoTERS'23 is being held. We appreciate the contribution of the students and their mentors who have also participated in the conference.*

*The support of the Gold donor and their willingness and ability to cooperate has been of great importance for the success of the EcoTER'23. The organizing committee would like to extend their appreciation and gratitude to the Gold donor of the conference for their donation and support.*

*We appreciate the effort of all the authors who have contributed to these Proceedings. We would also like to express our gratitude to the members of the scientific and organizing committees, reviewers, speakers, chairpersons and all the conference participants for their support to the EcoTER'23. Sincere thanks go to all the people who have contributed to the successful organization of the EcoTER'23.*

*Prof. Snežana Šerbula,*

*President of the scientific and organizing committee*





## **TABLE OF CONTENTS**

### **Plenary Lecture**

- Lidija Mančić, M. E. Rabanal, B. Marinković*  
OPTICALLY ACTIVE NANOMATERIALS FOR ENVIRONMENTAL  
REMEDICATION 2

### **Invited Lectures**

- Aleksandra A. Jovanović*  
THE EXTRACTION OF ACTIVE COMPOUNDS FROM PLANT WASTE:  
THE POTENTIAL IN HUMAN AND INDUSTRIAL APPLICATIONS AS  
THE CONCEPT OF ZERO WASTE IN THE CIRCULAR ECONOMY 7
- Tanja Brdarić*  
ELECTROCHEMICAL ADVANCED OXIDATION PROCESSES FOR  
WASTEWATER TREATMENT: RECENT ADVANCES AND  
PERSPECTIVES 18
- Mirjana Marković, S. Radmanović, Đ. Čokeša, N. Potkonjak*  
HUMIC ACIDS IN THE ENVIRONMENT 30
- Mira Stanković, M. Prokopijević, D. Bartolić, J. Stevanović, F. Andrić, K. Radotić*  
ADVANCED OPTICAL TOOLS APPLIED ON HONEY SAMPLES FOR  
BEE HEALTH STATUS MONITORING 40
- Dragana Bartolić, M. Nikolić, M. Stanković, M. Prokopijević, M. Algara,  
S. Stanković, K. Radotić*  
ESTIMATION OF THE ANTIFUNGAL ACTIVITY OF THE TWO  
DIFFERENT CARBON DOTS AGAINST *Aspergillus flavus* 47

### **Conference Papers**

#### **Environmental monitoring and impact assessment**

- Ana Čučulović, J. Stanojković, R. Čučulović, M. Stanković*  
RADIOACTIVITY IN SOIL AND MOSSES FROM THE SPECIAL  
NATURE RESERVE OF ZASAVICA IN 2021 56
- Djurdja Petrov, M. Ocokoljić, N. Galečić, D. Skočajić, I. Simović*  
*Chaenomeles* × *superba* 'PINK LADY' IN DESIGNING PRIVATE  
GARDENS IN CONDITIONS OF CLIMATE CHANGE 62

<b>Mirjana Đurašević, I. Čeliković, I. Kandić, T. Milanović, A. Samolov, N. Mladenović Nikolić, A. Kandić</b>	
ACTIVITY CONCENTRATIONS OF $^{210}\text{Pb}$ , $^{137}\text{Cs}$ , AND $^{40}\text{K}$ IN WILD MUSHROOMS FROM SERBIA AND THEIR EFFECTIVE DOSE TO INGESTION	69
<b>Jelena Čović, M. Z. Momčilović, M. Randelović</b>	
LANTHANUM IMMOBILIZED ONTO GRAPHENE AS A CATALYST DESIGNED FOR ELECTROCHEMICAL APPLICATIONS	75
<b>Jelena Čović, M. Z. Momčilović, M. Randelović</b>	
NITROGEN DOPED CARBON MICROSPHERES SUPPORTED ONTO MWCNT AS NOVEL ELECTRODE MATERIAL	82
<b>Aleksandra Nesic, S. Meseldzija, M. Momcilovic</b>	
SUSTAINABLE PECTIN MONOLITH CRYOGELS	88
<b>Daniela Djikanović, O. Prodanović, J. Dragišić Maksimović, J. Jovanović, A. Kalauzi, D. Spasojević, K. Radotić</b>	
INVESTIGATION OF SILICA-LIGNIN INTERACTION. APPLICATION OF AFM AND FLUORESCENCE TECHNIQUES	94
<b>Vesna Djikanović, J. Čanak Atlagić, K. Zorić, S. Andjus, M. Ilić, V. Nikolić, K. Jovičić</b>	
COMPOSITION OF THE FISH COMMUNITY OF THE RIBNICA RIVER WITH RESPECT TO THE CONSERVATION STATUS	99
<b>Nikola Marinković, B. Tubić, A. Atanacković, N. Popović, J. Tomović, M. Raković, M. Paunović</b>	
INDICATIVE ECOLOGICAL STATUS ASSESSMENT OF RIBNICA RIVER (KOLUBARA BASIN) BASED ON AQUATIC MACROINVERTEBRATES	104
<b>Tamara Petronijević, I. Kostić Kokić, T. Anđelković, B. Zlatković, K. Kitanović, D. Bogdanović, N. Stanković</b>	
INFLUENCE OF FREEZING ON NITRATE AND NITRITE CONTENT IN RADISH, PARSLEY LEAF AND CELERY ROOT	109
<b>Marija Matić, D. Pavlović, V. Perović, D. Sekulić, N. Radulović, M. Mitrović, P. Pavlović</b>	
DETERMINATION OF PTEs CONTENT IN LIVESTOCK FODDER AND SOIL IN THE VICINITY OF THERMAL POWER PLANTS AND ASH DISPOSAL SITES	115
<b>Sonja Veljović Jovanović, S. Milić Komić, B. Živanović, A. Sedlarević Zorić, N. Šušić</b>	
LEAF NITROGEN BALANCE INDEX USED TO MONITOR STRESS RESPONSE TO AIR POLLUTION OF DECIDUOUS TREE SPECIES GROWN IN URBAN ZONE OF BELGRADE	122

<b>Bojana Živanović, S. Milić Komić, A. Sedlarević Zorić, A. Jelušić, N. Šušić, S. Marković, S. Veljović Jovanović</b>	
USE OF BIOCHEMICAL METHODS FOR ASSESING OXIDATIVE STRESS IN TREES IN URBAN AREA DURING GROWING SEASON	129
<b>Nikola Šušić, S. Milić Komić, B. Živanović, A. Jelušić, S. Marković, A. Sedlarević Zorić, S. Veljović Jovanović</b>	
ACCLIMATION OF PEDUNCULATE OAK SEEDLINGS TO DIFFERENT LIGHT CONDITIONS IN THE FIRST MONTHS AFTER GERMINATION	135
<b>Božica Vasiljević, J. Đuknić, N. Marinković</b>	
BENTHIC DIATOMS AS PROXY FOR THE ECOLOGICAL CONDITIONS OF THE RIBNICA RIVER, SERBIA	141
<b>Milanka Negovanović, L. Kričak, S. Milanović, J. Marković, N. Simić, S. Ignjatović</b>	
BLASTING MATS FOR THE PROTECTION OF PEOPLE, STRUCTURES AND THE ENVIRONMENT IN PROXIMITY TO THE BLAST SITE	147
<b>Aleksandra Kolarski, V. Srečković, Z. Mijić</b>	
INFLUENCES OF EXTREME SOLAR ACTIVITY ON EARTH ENVIRONMENT – CASE STUDY	154
<b>Maja Poznanović Spahić, A. Gulan, D. Spahić, P. Tančić, S. Sakan, S. Petrović</b>	
AVAILABILITY OF TOXIC ELEMENTS IN ROADSIDE SOILS (HIGHWAY 75, VOJVODINA, SERBIA): IS THERE ANY SIGNIFICANT CONTAMINATION RISK?	160
<b>Tanja Kalinović, A. Radojević, J. Kalinović, J. Milosavljević, S. Šerbula</b>	
MULTICRITERIA EFFICIENCY ASSESSMENT OF THE PINE TREE POTENTIAL FOR THE PHYTOREMEDIATION OF COPPER	167
<b>Žaklina Tasić, M. Petrović Mihajlović, A. Simonović, M. Radovanović, M. Antonijević</b>	
ELECTROCHEMICAL SENSING OF FOLIC ACID	173
<b>Vanja Trifunović, S. Milić, Lj. Avramović, M. Antonijević, M. Radovanović</b>	
POTENTIAL ENVIRONMENT POLLUTANT – INTERMEDIATE PRODUCT OF THE STEEL PRODUCTION PROCESS	179
<b>Natalija Ognjanović, V. Nedelkovski, S. Stanković, S. Milić</b>	
BIOPESTICIDES IN THE ENVIRONMENT	185
<b>Urban and industrial ecology</b>	
<b>Goran Milentijević, M. Agatonović, M. Rančić, M. Milosavljević</b>	
ENVIRONMENTALLY ACCEPTABLE PROCEDURE FOR THE SYNTHESIS OF TETRAETHYLTHIURAMMONOSULFIDE TETS	191



<b><i>Andela Stojić, D. Tanikić, E. Požega</i></b>	
TECHNOLOGICAL PROCESSES AS SOURCES OF POLLUTION IN THE ENVIRONMENT	198
<b><i>Aleksandar Lisica, N. Stojanović, M. Veselinović, J. Petrović, N. Stavretović, M. Tešić</i></b>	
LONDON PLANE ( <i>Platanus × acerifolia</i> (Aiton) Willd.) IN THE STREET TREE LINES OF THE OLD TOWN IN BELGRADE	203
<b><i>Djordja Petrov, M. Ocokoljić, N. Galečić, D. Skočajić</i></b>	
APPLICATION OF SPECIES OF THE GENUS <i>Parthenocissus</i> L. IN URBAN GREEN INFRASTRUCTURE – STATE AND PERSPECTIVES	210
<b><i>Djordja Petrov, M. Ocokoljić, N. Galečić, D. Skočajić, I. Simović</i></b>	
SECOND FLOWERING OF <i>Philadelphus coronarius</i> L. IN GREEN-BLUE INFRASTRUCTURE OF BELGRADE	216
<b><i>Dragana Pavlović, M. Matić, V. Perović, O. Kostić, D. Sekulić, M. Mitrović, P. Pavlović</i></b>	
EFFECTS OF SO <sub>2</sub> AND NO <sub>2</sub> ON THE PHOTOSYNTHETIC EFFICIENCY AND CATALASE ANTIOXIDATIVE ENZYME ACTIVITY IN <i>Betula pendula</i> Roth	222
<b><i>Ermenegilda Vitale, P. Napoletano, C. Arena, A. De Marco</i></b>	
PLANT-SOIL RELATIONSHIPS IN MEDITERRANEAN SPECIES GROWN ON TECHNOSOLS ENRICHED WITH COMPOST	228
<b>Air, water and soil pollution, prevention and control</b>	
<b><i>Milica Blažić, M. Milovanović, T. Sekulić, V. Stupar, Z. Živković</i></b>	
IMPACTS OF PESTICIDE APPLICATION ON THE ENVIRONMENT	235
<b><i>George Vuković, D. Kovačević, N. Đorđević, M. Perić, S. Knežević, M. Nikolić, B. Vlahović, V. P. Pavlović, G. Rašić, S. Nenadović, M. Ivanović, M. Mirković, V. B. Pavlović</i></b>	
GREEN SYNTHESIS OF GEOPOLYMER-POLYURETHANE COMPOSITES FOR EM SHIELDING	241
<b><i>Ana Vukmirović, B. Obrovski, S. Vukmirović, I. Mihajlović</i></b>	
APPLICATION OF STATISTICAL METHODS FOR THE ANALYSIS OF WASTEWATER TREATMENT PLANT EFFICIENCY	247
<b><i>Ivana Mihajlović, A. Hgeig, N. Živančev, M. Petrović, M. Novaković</i></b>	
COMPARISON OF DIFFERENT SORBENTS IN THE HERBICIDE REMOVAL FROM WATER	251
<b><i>Aleksandar Krstić, I. Bracanović, D. Vasić Anićijević, A. Kalijadis</i></b>	
VALLME PREPARATION METHOD FOR THE DETERMINATION PHARMACEUTICALS IN WATER	256

<b>Marija Koprivica, J. Petrović, J. Dimitrijević, M. Ercegović, M. Simić, M. Grubišić</b>	
REMOVAL EFFICIENCY OF HEAVY METAL IONS FROM AQUEOUS SOLUTION WITH WASTE TREE BIOMASS HYDROCHARS	261
<b>Nevena Surudžić, D. Spasojević, M. Stanković, M. Spasojević, R. G. A. Elgahwash, R. Prodanović, O. Prodanović</b>	
HORSERADISH PEROXIDASE IMMOBILIZATION WITHIN MICRO-BEADS OF OXIDIZED TYRAMINE-ALGINATE FOR PHENOL REMOVAL FROM WASTEWATER	267
<b>Dragica Spasojević, O. Prodanović, N. Surudžić, D. Djikanović, J. Simonović Radosavljević, K. Radotić, R. Prodanović</b>	
WASTEWATER TREATMENT BY AMINATED PEROXIDASE IN ALGINATE HYDROGEL	272
<b>Branislava Matić, M. Milić</b>	
CONTRIBUTION OF INSTITUTE OF PUBLIC HEALTH OF SERBIA IN MONITORING TRAFFIC-INDUCED AIR POLLUTION IN BELGRADE	276
<b>Nenad Malić, U. Matko, M. Trbić, R. Pijunović, M. Marković</b>	
ALTERNATIVE METHODS OF REHABILITATION (SOIL RECOVERY), RECLAMATION AND REMEDIATION OF MINE TECHNOSOLS	283
<b>Snežana B. Simić, K. A. Markeljić</b>	
PRELIMINARY ECOLOGICAL STATUS ASSESSMENT OF THE GROŠNICA RIVER BASED ON PHYTOBENTHOS	289
<b>Snežana B. Simić, N. B. Đorđević</b>	
AN ASSESSMENT OF THE ECOLOGICAL POTENTIAL OF ŠUMARICE RESERVOIRS (CENTRAL SERBIA) BASED ON PHYTOPLANKTON	295
<b>Miloš Prokopijević, M. Stanković, D. Bartolić, A. Lj. Mitrović, K. Radotić</b>	
FLUORESCENCE CHARACTERISATION OF BISPHENOL A IN VARIOUS SOLVENTS AND DRINKING WATER	302
<b>Slobodan Ničković, L. Ilić, S. Petković, G. Pejanović, A. Huete, Z. Mijić</b>	
NOVEL APPROACH IN AIRBORNE POLLEN DISPERSION MODELLING	306
<b>Nena Velinov, S. Najdanović, M. Petrović, M. Radović Vučić, M. Kostić, J. Mitrović, A. Bojić</b>	
THE APPLICATION OF SORBENT SYNTHESIZED USING ULTRASOUND FOR REMOVAL OF TEXTILE DYE	312
<b>Milica Petrović, S. Najdanović, N. Velinov, S. Rančev, D. Radivojević, M. Radović Vučić, A. Bojić</b>	
ATMOSPHERIC PRESSURE CORONA PLASMA DEGRADATION OF REACTIVE ORANGE 4 IN DEIONZED AND RIVER WATER	318

<b>Slobodan Najdanović, M. Petrović, N. Velinov, M. Kostić, J. Mitrović, D. Bojić, A. Bojić</b>	
THE INFLUENCE OF TYPE OF SOLVENT ON THE ELECTROCHEMICALLY SYNTHESIZED SORBENTS BASED ON BASIC BISMUTH NITRATES	324
<b>Milena Dimitrijević, S. Kovačević, U. Jovanović, M. Stanić, M. Opačić, I. Santrač, M. Tanović, V. Čurić, I. Spasojević</b>	
APPLICATION OF MICROALGA <i>Chlorella sorokiniana</i> IN WASTEWATER BIOREMEDIATION – CASE OF LAKE ROBULE	330
<b>Milan Gorgievski, M. Marković, N. Štrbac, V. Grekulović, M. Zdravković</b>	
ADSORPTION ISOTHERMS FOR COPPER IONS BIOSORPTION ONTO ONION PEELS	335
<b>Sonja Stanković, V. Nedelkovski, M. Radovanović, S. Milić</b>	
MECHANISM AND KINETICS OF ELECTROCATALYTIC OXIDATION OF PHENOL	341
<b>Jelena Milosavljević, S. Šerbula, A. Radojević, T. Kalinović, J. Kalinović</b>	
ECOENZYMATIC STOICHIOMETRY AS AN EMERGING METHOD IN THE ASSESSMENT OF SOIL HEAVY METAL POLLUTION	348
<b>Protection and preservation of natural resources</b>	
<b>Mihajlo Stanković</b>	
ORCHIDS OF THE ZASAVICA SPECIAL NATURE RESERVE	354
<b>Gordana Šekularac, M. Aksić, T. Dimitrijević (ex. Ratknić), M. Vranešević, N. Gudžić, M. Ratknić</b>	
CLIMATIC BALANCE OF THE WATER FOR THE SOIL OF THE KRUŠEVAC REGION IN CENTRAL SERBIA	361
<b>Gordana Šekularac, M. Aksić, T. Dimitrijević (ex. Ratknić), M. Vranešević, S. Gudžić, N. Gudžić, M. Ratknić</b>	
INFLUENCE OF IRRIGATION METHOD ON THE OCCURRENCE AND INTENSITY OF THE GRAY MOLD OF LETTUCE	367
<b>Aleksandar Stevanović, T. Sekulić, M. Blažić, N. Radić, A. Popović, V. Stupar</b>	
THE IMPACT OF IRRIGATION ON THE QUALITY OF THE ENVIRONMENT AND WATER RESOURCES	373
<b>Aleksandar Stevanović, M. Saulić, M. Blažić, V. Stupar, D. Stojićević, Z. Živković</b>	
BIOPREPARATIONS IN THE FUNCTION OF ORGANIC AGRICULTURE IN FRUIT GROWING AND VITICULTURE	379
<b>Vladanka Stupar, T. Sekulić, M. Blažić, N. Radić, A. Popović, A. Stevanović</b>	
IRRIGATION – IMPACT ON SOIL AS AN ENVIRONMENTAL FACTOR	385

<b>Milan Nedeljković, S. Mladenović, J. Petrović</b>	
A RENEWABLE ENERGY SOURCES AND SUSTAINABLE DEVELOPMENT EQUATION	391
<b>Ecological ethics and environmental education</b>	
<b>Tatjana Miljojčić</b>	
FORGING A SUSTAINABLE FUTURE: THE CIRCULAR ECONOMY IN THE FASHION INDUSTRY	396
<b>Ecotoxicology and environmental safety</b>	
<b>Darko Anđelković, M. Branković</b>	
CITRATE BUFFERED QuEChERS vs SIMPLIFIED SAMPLE PREPARATION METHOD: COMPARATIVE LC/MS ANALYSIS OF PESTICIDES IN APPLES	402
<b>Darko Anđelković, M. Branković</b>	
APPLICABILITY OF THE QuEChERS IN NON-CHROMATOGRAPHY-BASED PESTICIDE ANALYSIS IN APPLES	407
<b>Darko Anđelković, M. Branković</b>	
ESI vs APCI IN SELECTED PESTICIDES MS DETECTION IN APPLES	413
<b>Tamara Petronijević, I. Kostić Kokić, Dj. Milošević, M. Stojković Piperac, N. Stanković, T. Anđelković</b>	
DIFFERENT GROWTH RESPONSES OF SELECTED REPRESENTATIVES OF PHYTOPLANKTON TO THE PRESENCE OF THE ANTIBIOTIC VANCOMYCIN	420
<b>Tamara Petronijević, I. Kostić Kokić, T. Anđelković, B. Zlatković, D. Stajić, D. Bogdanović, N. Stanković</b>	
DETERMINATION OF SEVEN ANIONS IN WATER LETTUCE GROWN IN A NATURAL UNPOLLUTED HABITAT BY ION CHROMATOGRAPHY	426
<b>Milica Zdravković, V. Grekulović, N. Štrbac, J. Suljagić, I. Marković, M. Gorgievski, M. Marković</b>	
THE COPPER CORROSION IN CHLORIDE MEDIUM WITH ADDITION OF BLACKBERRY LEAF EXTRACT	432
<b>Hazardous materials and green technologies</b>	
<b>Aleksandra A. Jovanović, M. R. Elferjane, M. Gnjatović, B. Bugarski, A. Marinković</b>	
PHOSPHOLIPID LIPOSOMES AS A CARRIER FOR ALOE VERA WASTE EXTRACT	438

<b>Aleksandra A. Jovanović, M. R. Elferjane, M. Milošević, M. Gnjatović, A. Marinković</b> Vaccinium myrtillus LEAF WASTE EXTRACTS WITH NATURAL DEEP EUTECTIC SOLVENT	444
<b>Danijela Kovačević, N. Đorđević, S. Glišić, B. Vlahović, V. B. Pavlović</b> MORPHOLOGICAL INVESTIGATION OF PVDF/MAGNETITE@NC/BaTiO <sub>3</sub> SEMI-SPHERICAL COMPOSITE MATERIALS FOR OIL REMOVAL	450
<b>Branislava Savić, D. Aćimović, M. Ječmenica Dučić, M. Simić, D. Vasić Anićijević, T. Brdarić</b> DEGRADATION OF PHENOL AND SUBSTITUTED PHENOLS: INFLUENCE OF APPLIED POTENTIAL	456
<b>Marija Ječmenica Dučić, D. Aćimović, B. Savić, M. Simić, A. Krstić, D. Vasić Anićijević, T. Brdarić</b> DEGRADATION OF DYES MIXTURE BY ELECTROCHEMICAL OXIDATION USING STAINLESS STEEL ELECTRODE	460
<b>Marija Simić, D. Aćimović, B. Savić, M. Ječmenica Dučić, I. Perović, D. Vasić Anićijević, T. Brdarić</b> THE OXYGEN EVOLUTION REACTION AT TIN DIOXIDE-CARBON-BASED ELECTRODES	465
<b>Drita Abazi Bajrami, M. Marinkovski, K. Lisichkov, S. Kuvendziev</b> OPTIMIZATION OF THE <i>Helichrysum arenarium</i> EXTRACT OBTAINED WITH ULTRASOUND-ASSISTED EXTRACTION	469
<b>Berina Sejdinović</b> VIBRATION ISOLATION	475
<b>Uroš Stamenković, I. Marković</b> THE INFLUENCE OF AGEING ON THE THERMAL PROPERTIES AND MICROSTRUCTURE OF THE EN AW-6082 GREEN ALUMINIUM ALLOY	482
<b>Ljubiša Balanović, D. Manasijević, I. Marković, U. Stamenković, M. Petrić</b> MICROSTRUCTURAL AND THERMAL CHARACTERIZATION OF Bi-Sb-Sn ALLOYS FOR ECOLOGICAL APPLICATION	488
<b>Vladan Nedelkovski, S. Stanković, M. Radovanović, Ž. Tasić, S. Milić</b> OPTIMIZATION OF PHENOL ELECTROCHEMICAL OXIDATION USING MODIFIED Ti/SnO <sub>2</sub> -TYPE ANODES	494
<b>Aleksandar Cvetković, Ž. Tasić, M. Petrović Mihajlović, A. Simonović, M. Radovanović, M. Nujkić, M. Antonijević</b> INFLUENCE OF SUBSTITUTES ON THE EFFICIENCY OF ORGANIC CORROSION INHIBITORS	500



<b>Sonja Stanković, M. Nujkić, Ž. Tasić, D. Medić, A. Papludis, S. Milić</b>	
MODIFIED MEMBRANES WITH GRAPHENE OXIDE – REMOVAL OF DYES FROM WASTEWATER	506
<b>Human and ecological risk assessment</b>	
<b>Olga Kostić, D. Pavlović, M. Marković, Z. Miletić, N. Radulović, M. Mitrović, P. Pavlović</b>	
HUMAN HEALTH RISK ASSESSMENT OF PTE <sub>s</sub> IN ELECTROFILTER ASH AND CHRONOSEQUENCE FLY ASH FROM “TENT A” DISPOSAL SITES	512
<b>Agriculture: nutrition, organic food and health impacts</b>	
<b>Markola Saulić, V. Trajić, D. Stojićević, A. Stevanović, Z. Živković</b>	
EFFECT OF EXTRACT <i>Ecklonia maxima</i> ON CONDITION OF AGRICULTURAL CROPS	519
<b>Metodi Mladenov</b>	
SUITABILITY OF THE SOILS IN THE MUNICIPALITY OF KOVACHEVTSI, BULGARIA FOR GROWING ON EINKORN WHEAT ( <i>Triticum monococcum</i> )	524
<b>Gorica Cvijanović, V. Stepić, M. Bajagić, V. Cvijanović, J. Marinković, N. Đurić</b>	
INFLUENCE OF EFFECTIVE MICROORGANISMS ON THE BASIC PARAMETERS OF SOIL BIOGENICITY IN THE PRODUCTION OF WHEAT AND CORN	529
<b>Vojkan Miljković, R. Ljupković, M. Miljković</b>	
APPLICATION OF CLASSIC THIN LAYER CHROMATOGRAPHY METHOD FOR QUALITATIVE DETERMINATION OF SYNTHETIC FOOD COLORS	535
<b>Alternative energy: efficiency and environmental policy</b>	
<b>Snežana Brković, N. Zdolšek, I. Perović, G. Tasić, M. Seović, S. Mitrović, J. Georgijević</b>	
NOVEL CARBON MATERIAL FOR OER IN VARIOUS ELECTROLYTE SOLUTIONS	540
<b>Nikola Zdolšek, I. Perović, S. Brković, M. Seović, J. Georgijević, S. Mitrović, P. Laušević</b>	
THE EFFECT OF DIFFERENT TYPE OF ELECTROLYTES ON THE DISCHARGE CAPACITY OF Zn-AIR BATTERIES	545
<b>Jelena Georgijević, J. Milikić, N. Zdolšek, I. Perović, S. Brković, S. Mitrović, B. Šljukić</b>	
IRON, COBALT DUAL DOPED CARBON ELECTROCATALYST FOR EFFICIENT WATER SPLITTING	550

## Greenhouse effect and global climate change

- Tatjana Dimitrijević, G. Šekularac, M. Ratknić, M. Aksić**  
EFFECTS OF CLIMATE CHARACTERISTICS ON THE DIAMETER INCREMENT OF RED OAK IN THE CITY OF BELGRADE (SERBIA) 555
- Milica Blažić, T. Sekulić, V. Stupar, Z. Živković**  
GREENHOUSE EFFECT AND GLOBAL CLIMATE CHANGE – IMPACT ON AGRICULTURE 561
- Vojkan Miljković, I. Gajić, Lj. Nikolić**  
GLOBAL CLIMATE CHANGES: GREENHOUSE GASSES, CITIES AND PLASTICS 567

## Sustainable development and green economy

- Zlata Živković, M. Saulić, D. Stojićević, M. Jevtić, V. Stupar**  
ROLE OF NUTRIENTS IN CONTROLLING PLANT DISEASES AND PATHOPHYSIOLOGICAL ALTERATIONS IN PLANTS IN SUSTAINABLE AGRICULTURE. A REVIEW 572
- Zlata Živković, M. Saulić, D. Stojićević, M. Jevtić**  
THE WAY OF MANAGING PLANT DISEASES IN SUSTAINABLE AGRICULTURE 578
- Dragan Ugrinov, M. Nikolić**  
THE ROLE OF PLANTS IN BIOECONOMY AND CIRCULAR ECONOMY 584
- Vojkan Miljković, I. Gajić, Lj. Nikolić**  
AGRICULTURAL WASTE IN SUSTAINABLE AGRICULTURE 589
- Ana Radojević, J. Milosavljević, S. Šerbula, T. Kalinović, J. Kalinović**  
RECYCLING OF Li-ION BATTERIES FROM THE END-OF-LIFE VEHICLES: OPPORTUNITY OR LIABILITY IN THE FUTURE? 593

## Environmental biology

- Vladimir Topalović, S. Matijašević, V. Savić, J. Nikolić, J. Stojanović, S. Zildžović, S. Grujić**  
CRYSTALLIZATION CHARACTERISTICS OF BIOACTIVE POLYPHOSPHATE GLASSES 599

## Environmental and material flow management

- Isidora Berežni, T. Marinković, B. Batinić**  
ASSESSING THE COMPOSITION OF MUNICIPAL SOLID WASTE IN ŠID 605

**Ivan Bracanović, A. Krstić, A. Kalijadis**

SYNTHESIS AND CHARACTERISATION OF CARBON NANOMATERIAL USING HYDROTHERMAL CARBONISATION METHOD

612

**Hamid Husić, S. Čerčić, V. Aganović**

RETROSPECTIVE OF THE PLANNED ACTIVITIES FOR THE REHABILITATION OF THE DAMAGED AREA OF THE FORMER SURFACE MINE ČUBRIĆ

617

### Student Section

**Students: Ana Smiljković, Isidora Sujić (Serbia)**

**Mentor: Maja Nujkić (Serbia)**

ENVIRONMENTAL AND HEALTH RISK OF CO<sub>2</sub> IN INDOOR ENVIRONMENTS

624

**Student: Avram Kovačević (Serbia)**

**Mentor: Uroš Stamenković (Serbia)**

ANTHROPOGENIC MERCURY IN THE ENVIRONMENT: GLOBAL EMISSIONS AND RECYCLING POSSIBILITIES

626

**Student: Petar Milanović (Serbia)**

**Mentors: Uroš Stamenković, Avram Kovačević (Serbia)**

THE INFLUENCE OF COOLING RATE ON MECHANICAL PROPERTIES AND MICROSTRUCTURE OF C45 CARBON STEEL

628

**Student: Milica Denić (Serbia)**

**Mentor: Jelena Kalinović (Serbia)**

AIR POLLUTION WITH CARCINOGENIC SUBSTANCES

630

**Student: Gordan Mišić (Serbia)**

**Mentor: Jelena Kalinović (Serbia)**

ACID RAIN AND SMOG – CHEMICAL REACTIONS

632

**Student: Milica Denić (Serbia)**

**Mentor: Ana Radojević (Serbia)**

MEDICAL WASTE MANAGEMENT

634

**Student: Gordan Mišić (Serbia)**

**Mentor: Ana Radojević (Serbia)**

ENVIRONMENTAL POLLUTION BY PET PACKAGING

636

**Student: Marija Stanković (Serbia)**

**Mentor: Ana Simonović (Serbia)**

COPPER CORROSION IN ARTIFICIAL ACID RAIN SOLUTION IN PRESENCE OF 5-PHENYL-1-TETRAZOLE

638





30<sup>th</sup> International Conference Ecological Truth & Environmental Research  
20–23 June 2023, Serbia

## **Plenary Lecture**



## ADVANCED OPTICAL TOOLS APPLIED ON HONEY SAMPLES FOR BEE HEALTH STATUS MONITORING

**Mira Stanković<sup>1,2\*</sup>, Miloš Prokopijević<sup>1</sup>, Dragana Bartolić<sup>1,2</sup>, Jevrosima Stevanović<sup>3</sup>,  
Filip Andrić<sup>4</sup>, Ksenija Radotić<sup>1,2</sup>**

<sup>1</sup>University of Belgrade, Institute for Multidisciplinary Research, Kneza Visislava 1,  
11000 Belgrade, SERBIA

<sup>2</sup>University of Belgrade, Center for Green Technologies, Institute for Multidisciplinary  
Research (IMSI), Belgrade, Kneza Visislava 1, 11030 REPUBLIC OF SERBIA

<sup>3</sup>University of Belgrade, Faculty of Veterinary Medicine, Bulevar oslobođenja 18,  
11000 Belgrade, SERBIA

<sup>4</sup>University of Belgrade, Faculty of Chemistry, Studentski trg 12–16, 11000 Belgrade,  
SERBIA

\* *mira.mutavdzic@imsi.rs*

### Abstract

*Honey bees have a very important role in pollinating plants, in addition to honey production. Bee diseases are one of the reasons of a significant decrease in bee colonies in the world in recent years. Honey samples originating from hives with different infestations with *N. ceranae* were analyzed. Total phenolic content and total protein content were determined by the Folin-Ciocalteu assay and the Bradford assay, respectively. Fluorescence spectroscopy combined with PARAFAC was used to determine the spectral components originating from proteins (PFSC1) and phenolics (PFSC2) in honey samples, and their ratios were calculated. Phenols and proteins content in the honey samples, obtained by spectrophotometric quantification, decreases with increasing infestation levels in the respective hives infected with *N. ceranae*. A negative correlation was obtained for the ratio of PARAFAC components PFSC2/PFSC1 and the level of infestation with *N. ceranae* in honey samples. These results indicate that fluorescence spectroscopy combined with PARAFAC could be used as an optical tool for non-invasive and rapid screening of honey to estimate bee health status.*

**Keywords:** *Apis mellifera*, *Nosema ceranae*, fluorescence spectroscopy, proteins, TPC.

### INTRODUCTION

Honey bees (*Apis mellifera*) are source of unique, natural products of honey, wax, propolis and royal jelly. However, bees have an important ecological role related to the pollination of numerous agricultural and wild plant species, thus the high annual losses of bees in recent years have attracted a lot of public and scientific attention. Consequently, scientists have devoted much of their recent work to uncovering the stresses that affect bees [1,3]. Several studies have focused on assessing the relationship between bee colony health and the effects of multiple biotic (parasites and pathogens) and abiotic (pesticide exposure, poor nutrition, and low temperature) stressors [4,5]. Monitoring the health status of bee colonies can help us identify potential threats to their survival, and take action to protect them.

Special attention of the scientific public is focused on the influence of the parasite microsporidia *Nosema ceranae*, on bee colonies. Research has shown that the infestation with microsporidia *N. ceranae* leads to disturbances in the protein metabolism of bees, a decrease in the amount of protein in the hypopharyngeal glands of bees, then leads to a decrease in the growth of bees and the loss of bee colonies [6,7]. The negative influence of *N. ceranae* on the yield of honey originating from infected bee colonies has been shown in several studies [8,9].

## MATERIALS AND METHODS

### Samples

Five honey samples were collected during 2018 from the apiary in the yard of the Faculty of Veterinary Medicine in Belgrade. At the moment when the honey was taken for further analysis, the bees were also taken to assess nosema infestation.

### Microscopic detection of *N. ceranae* spores and quantification of the infestation level

A microscopic examination of bee samples was performed to detect nosema spores in accordance with the recommendations of the World Organization for Animal Health (World Organization for Animal Health, OIE, 2017). From each hive, 30 adult foraging bees were collected from the hive, and then the bees were frozen. Each bee was macerated with 2–3 ml of water, and then the obtained suspension was examined under a microscope (magnification x400). Figure 1 shows a microscopic examination where the presence of spores of the genus *N. ceranae* was observed. At the moment when the bees were taken for the assessment of nosema infestation, the honey samples were also taken for further analysis. All samples were collected during one season from one apiary.



**Figure 1** Microscopic examinations of the macerated bees with the presence of *N. ceranae* spores

### Determination of Total Phenolic Content (TPC)

Each honey sample (5 g) was diluted with ultrapure water at 50 mL volumetric flask and filled to the mark. The total phenolic content was determined spectrophotometrically by the Folin–Ciocalteu method [10]. The sample solution (0.3 mL) and deionized water (6 mL) were

mixed with Folin-Ciocalteu reagent (0.5 mL) and incubated for 6 min at room temperature. About 3 mL sodium carbonate solution (20 %) was added in the sample solution. Afterwards, the sample was kept at 40 °C for 30 min and the absorbance was measured at 765 nm using a Shimadzu UV-160 spectrophotometer (Kyoto, Japan). Gallic acid was used as the standard, and the calibration curve of gallic acid was prepared in the concentration range between 0 and 250 mg L<sup>-1</sup>. A mixture of water and Folin–Ciocalteu reagent was used as the blank. The results are expressed as the gallic acid equivalent (GAE) per kg of honey.

#### **Determination of Total Protein Content**

The total protein content was determined using the Bradford procedure [11]. Each honey sample (5 g) was mixed with ultrapure water (10 mL). Coomassie Brilliant Blue (200 µL) was added in the honey solution (5 µL). After 5 min of incubation, the absorbance was measured at 595 nm against a standard solution of bovine serum albumin (10–100 µg/0.1 mL). The total protein content was quantified and expressed as g/kg of honey.

#### **Fluorescence measurements**

Fluorescence spectra of honey samples were recorded using a Fluorolog FL3-221 spectrofluorimeter (Jobin Yvon Horiba, Paris, France), with the FluorEssence 3.5 software package (Horiba Scientific, Kyoto, Japan); the light source was a xenon lamp 450 W. All measurements were made in the front face configuration at an angle of 35°, with an integration time of 0.1 s, while the width of the opening for passing the excitation and emitted light (slits) was 2 nm. Emission spectra of honey samples were recorded in the range from 280 to 500 nm with excitation wavelengths of 260–380 nm. The wavelength step in the excitation measurements was 5 nm and the emission step was 1 nm.

#### **PARAFAC**

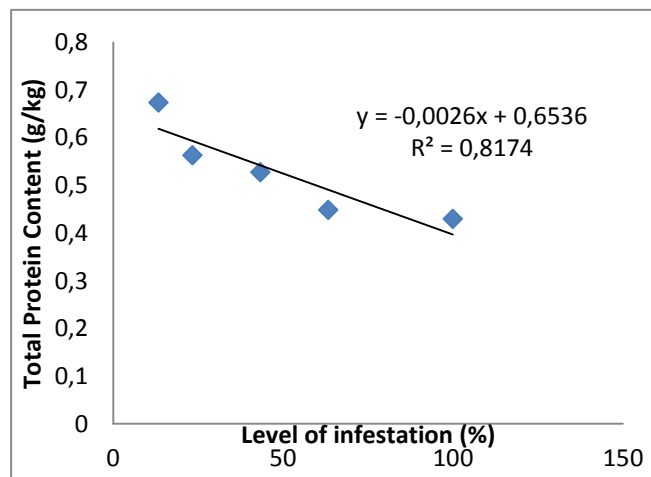
The EEMs of honey samples were packed in three-way data arrays for PARAFAC analysis. PARAFAC is able to decompose a three-way data into trilinear components, which number depends on the number of fluorophores in the samples. PARAFAC Components should correspond to the fluorophores in the sample [12].

#### **Correlation analysis**

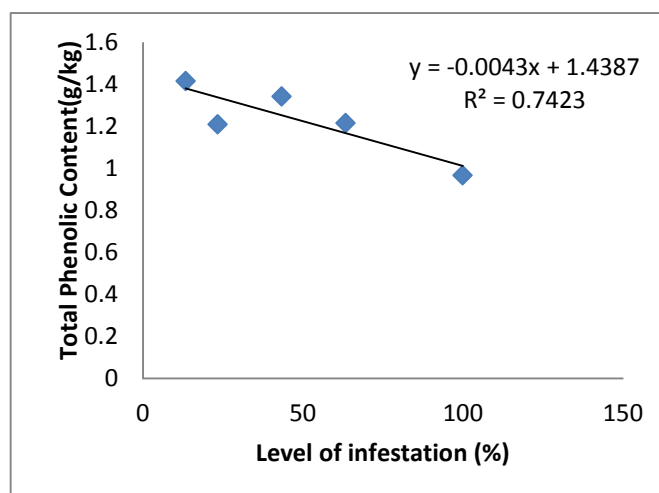
Correlation analysis was performed using basic Data analysis add in the Microsoft office Excel 365, by calculating Pearson's correlation coefficient between PARAFAC scores and the rest of the studied variables. Statistical significance of correlations was estimated by Student's *t*-test.

### **RESULTS AND DISCUSSION**

The results of spectrophotometric quantification of proteins and phenols in honey samples are presented in Figure 2 and Figure 3. It can be observed that the values of total proteins and phenols content in the honey samples decrease with the increase in the infestation *N. ceranae* of the corresponding bee colonies. A high linear dependence is confirmed with R<sup>2</sup> values for proteins and phenols 0.8174 and 0.7423, respectively.



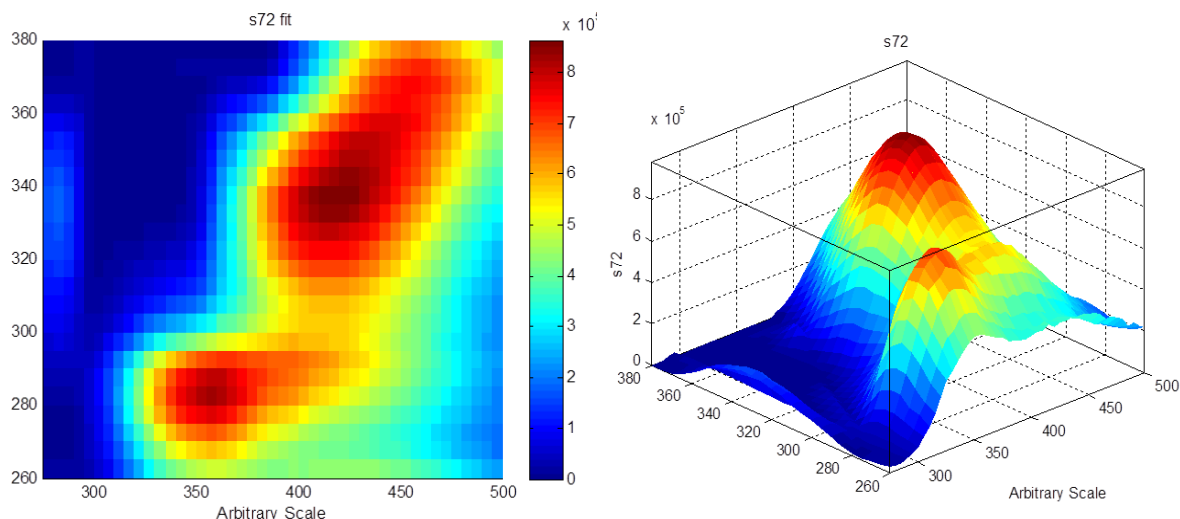
**Figure 2** Dependence of total protein on the level of hives infestation with *N. ceranae*



**Figure 3** Dependence of phenolic content on the level of hives infestation with *N. ceranae*

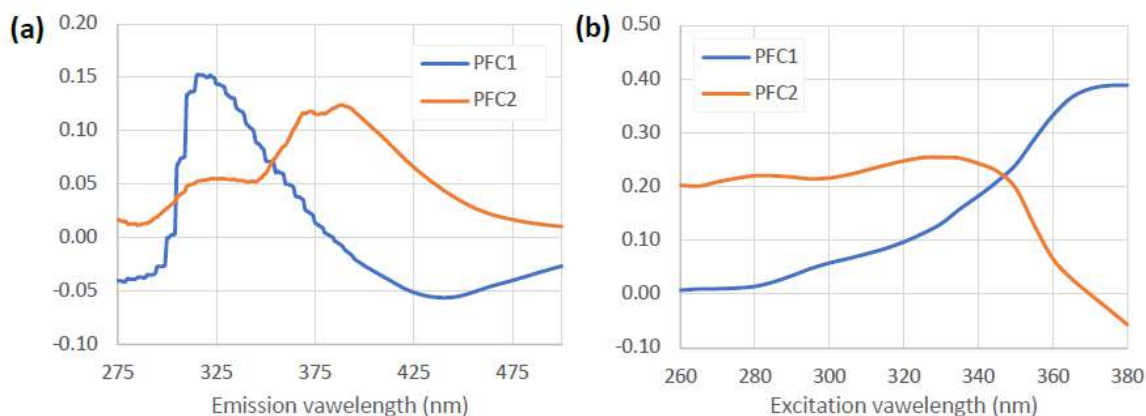
Figure 4 shows, as an example, the fluorescence EEM contour map for the honey sample obtained from the beehive with 10% *N. ceranae* infestation. In all honey emission spectra, there were two broad characteristic maxima, the first maximum emission about 340–360 nm assigned to proteins and the second about 400–450 nm assigned to phenolic compounds.

The PARAFAC models were built by successive increase in number of components, from 1 to 5. Investigation of residuals and changes in the core consistency suggested that the spectral data are best described by 2 components. Considering low number of honey samples validation of PARAFAC models by split-half analysis was not possible. The loading vectors of the two PARAFAC components obtained by decomposition of EEMs are given in the Figure 5. These two should represent the inherent pure emission (a) and excitation (b) spectra of the characteristic honey fluorophores.



**Figure 4** The Excitation Emission Matrix (EEM) contour map for the raw spectra of the honey sample obtained from the beehive with 10% *N. cerenae* infestation

The emission loading vector of the first PARAFAC component (PFC1) has the maximum at 325 nm, while its corresponding excitation loading vector reaches the maximum above 360 nm. According to findings this component can be attributed to the protein fluorophore in honey [13]. In the case of the second component (PFC2) one small emission maximum (at 325 nm) and two prominent emission maxima (in the range of 370–400 nm) are observed. Excitation loading vector of PFC2 shows significant intensity from 260–345 nm. This can be attributed to the phenolic compounds present in honey samples [14].



**Figure 5** Emission (a) and excitation (b) loading vectors for the two components (PFC1, and PFC2) PARAFAC model

In order to explore possible connections of the spectral features with biochemical properties of honey samples, especially the level of infestation (%), a simple correlation matrix, based on Pearson's correlation coefficient was calculated between PARAFAC scores of both components and their ratios (PFSC2/PFSC1). The total proteins and TPC are significantly negatively correlated with the infestation level. Also, a statistically significant



negative correlation ( $-0.71$ ,  $R = -0.71$ ,  $p = 0.05$ ) between the ratio PFSC2/PFSC1 and the level of infestation was found.

## CONCLUSION

The results presented in this research show the relationship between different parameters in honey samples and the infestation of colonies with *Nosema ceranae* as a type of stress of bee colonies. Corresponding protein and phenolic components in the emission spectrum of honey were obtained using the PARAFAC method which was applied to the excitation-emission matrices of honey samples. The ratio of spectral PFSC2/PFSC1 PARAFAC components is a negatively correlated with the level of infestation. It was shown that the contents of total proteins and total phenolics decrease with the level of *N. ceranae* infestation of the corresponding bee colonies, and they are significantly negatively correlated with the infestation level. Observed changes in honey may indicate changes in the state of the bee colony that is exposed to biotic stress, specifically the infestation of colonies with *Nosema ceranae*. Spectrofluorimetric assessment of the relative content of phenols and proteins may have an advantage over the existing methods used for the quantification of proteins and phenols in honey, because it is done without a sample preparation procedure. This method enables the simultaneous determination of proteins and phenols, because their maxima in the emission spectra are clearly separated. The results obtained in this research can be the basis for developing new optical tools applied on honey samples for bee health status monitoring.

## ACKNOWLEDGEMENT

*This work was funded by the Ministry of Science, Technological Development and Innovation of the Republic of Serbia, the contracts No. 451-03-47/2023-01/200053 with the Institute for Multidisciplinary Research University of Belgrade, No. 451-03-68/2022-14/200116 with Faculty of Chemistry University of Belgrade and No. 451-03-68/2022-14/200143 with Faculty of Veterinary Medicine, University of Belgrade.*

## REFERENCES

- [1] Belsky J., Joshi N. K., *Insects* 10 (8) (2019) 1–42.
- [2] Dainat B., van Engelsdorp D., Neumann P., *Environ. Microbiol. Rep.* 4 (1) (2012b) 123–25.
- [3] Goulson D., Nicholls E., Botías C., *et al.*, *Science* 347 (6229) (2015) 1122–1126.
- [4] DeGrandi-Hoffman G., Chen Y., *Curr. Opin. Insect. Sci.* 10 (2015) 170–176.
- [5] Meixner M. D., Le Conte Y., *Apidologie* 47 (2016) 273–275.
- [6] Goblirsch M., *Apidologie* 49 (2018) 131–150.
- [7] Holt H. L., Aronstein K. A., Grozinger C. M., *BMC Genom.* 14 (2013) 799.
- [8] Botías C., Martín-Hernández R., Barrios L., *et al.*, *Vet. Res.* 44 (2013) 1–14.
- [9] Emsen B., Guzman-Novoa E., Kelly P. G., *Entom. Society of Canada* 146 (2013) 236–240.
- [10] Singleton V. L., Rossi J. A., *Am. J. Enol. Vitic.* 16 (1965) 144–158.

- [11] Bradford M.M., *Anal. Biochem.* 72 (1976) 248–254.
- [12] Bro R., *Chemometr. Intell. Lab. Syst.* 38 (1997) 149–171.
- [13] Lenhardt L., Bro R., Zeković I., *et al.*, *Food Chem.* 175 (2015) 284–291.
- [14] Rodriguez Delgado M. A., Malovana S., Perez J. P., *et al.*, *J. Chromatogr. A* 912 (2001) 249–257.